

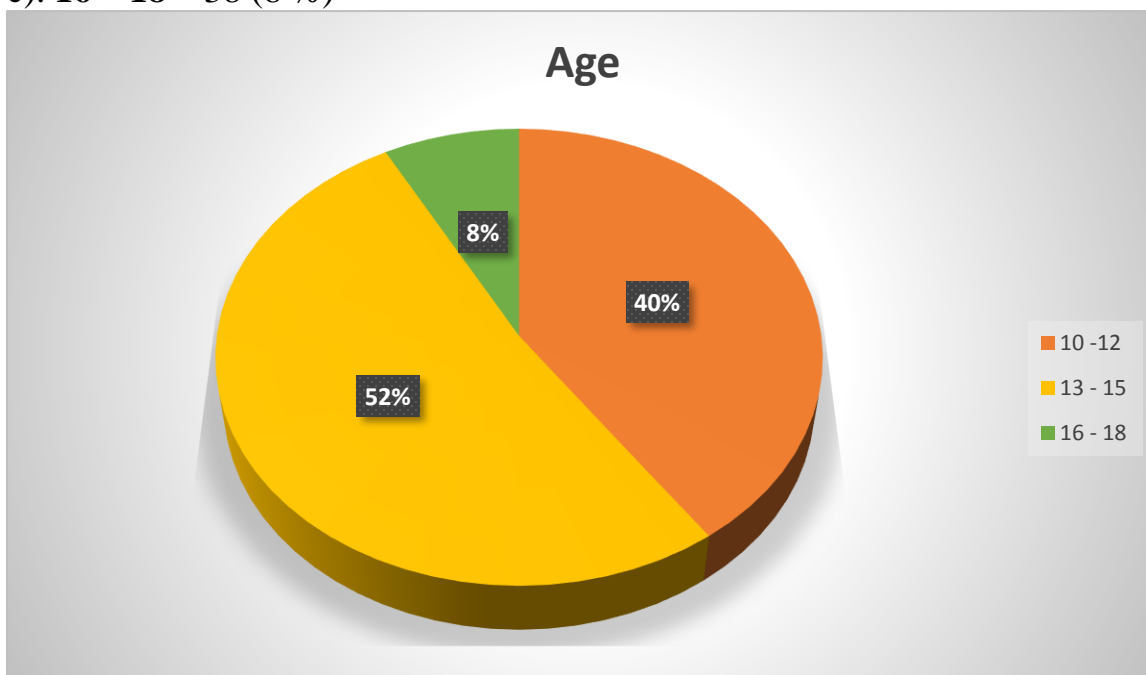
Erasmus+ Action KA2
Cooperation for Innovation and the exchanges of good practises
Strategic Partnership for school Education Only
HOW TO PLAN YOUR FUTURE: A GUIDE TO A SUCCESSFUL CAREER

INITIAL SURVEY RESULTS

➤ STUDENTS

1. AGE:

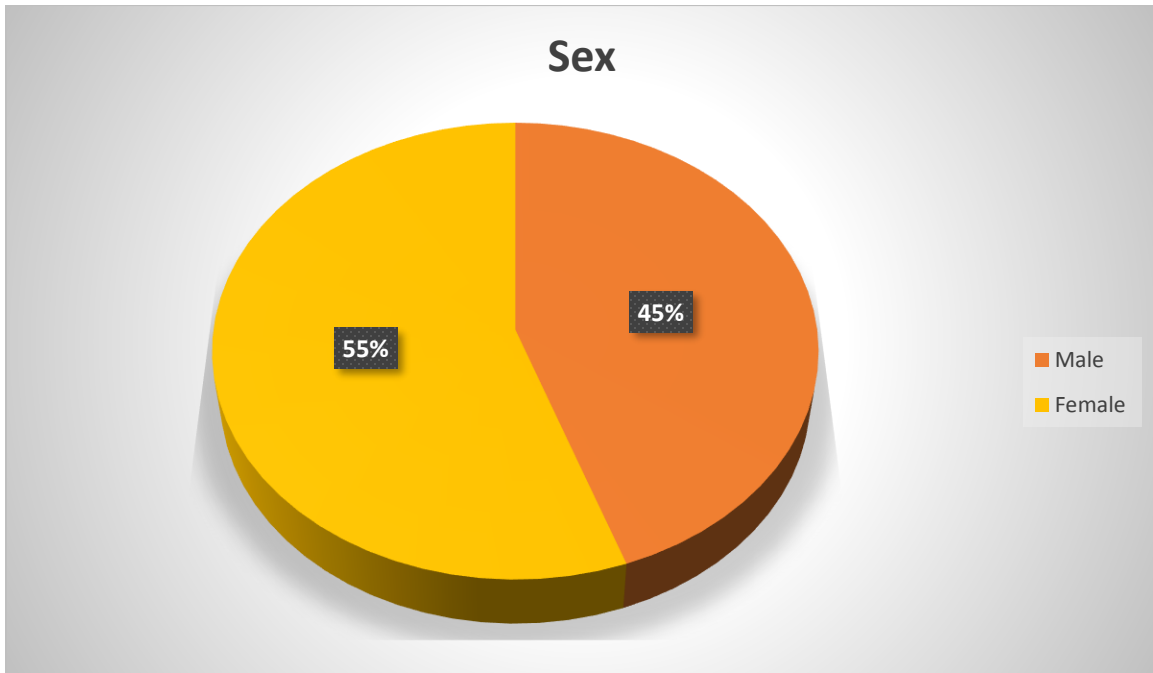
- a). **10 – 12** – 192 (40 %)
- b). **13 – 15** – 248 (52 %)
- c). **16 – 18** – 38 (8 %)



2. SEX:

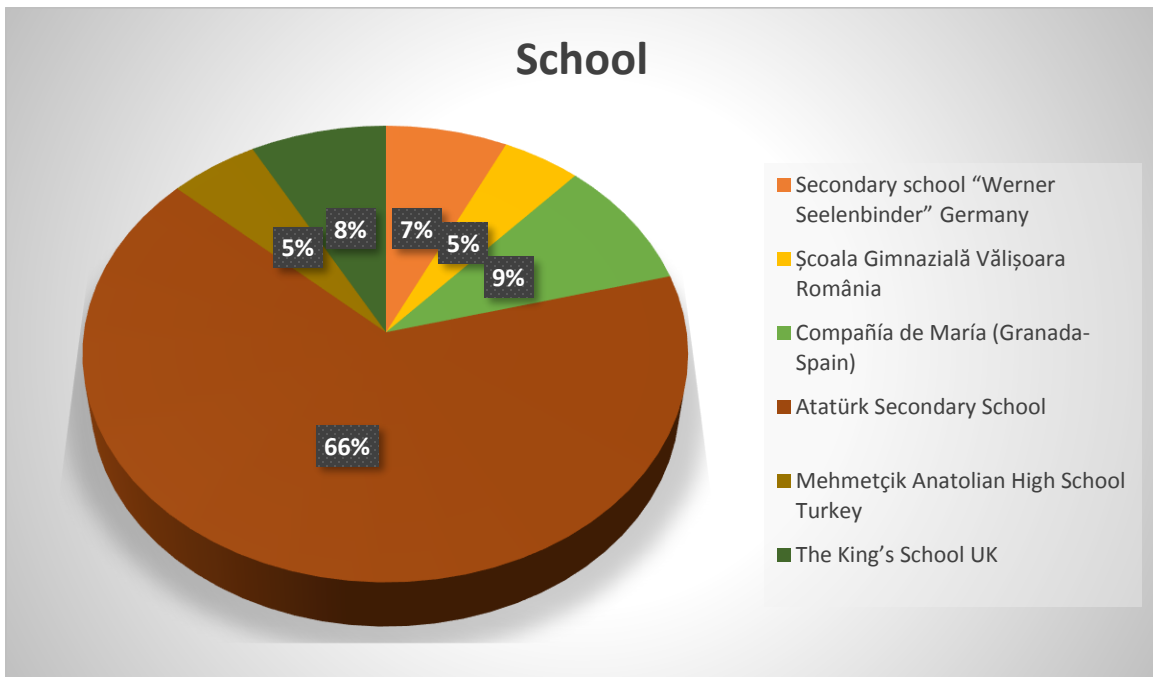
a). **male** – 213 (45 %)

b). **female** – 265 (55 %)



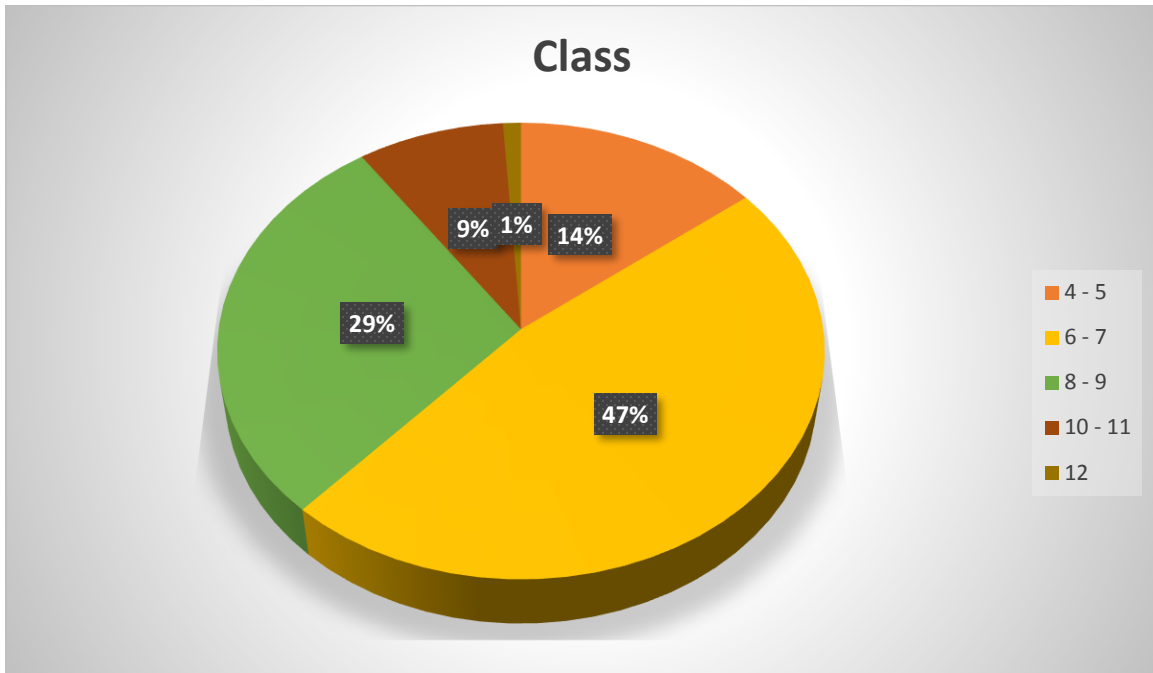
3. SCHOOL:

- a). **Secondary school “Werner Seelenbinder” Germany** – 34 (7 %)
- b). **Școala Gimnazială Vălișoara România** – 22 (5 %)
- c). **Compañía de María (Granada-Spain)** – 44 (9 %)
- d). **Atatürk Secondary School** – 315 (66 %)
- e). **Mehmetçik Anatolian High School Turkey** – 25 (5 %)
- f). **The King’s School UK** – 38 (8 %)



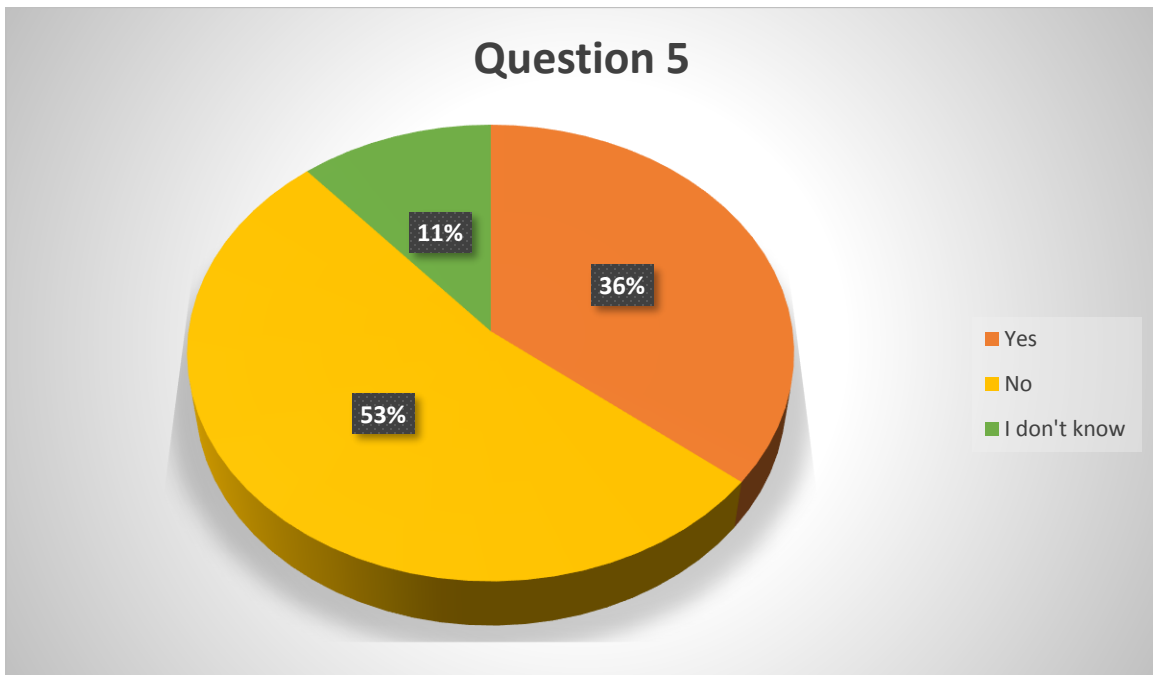
4. CLASS:

- a). **4 - 5** – 69 (14 %)
- b). **6 - 7** – 226 (47 %)
- c). **8 - 9** – 137 (29 %)
- d). **10 - 11** – 41 (9 %)
- e). **12 - 5** (1 %)



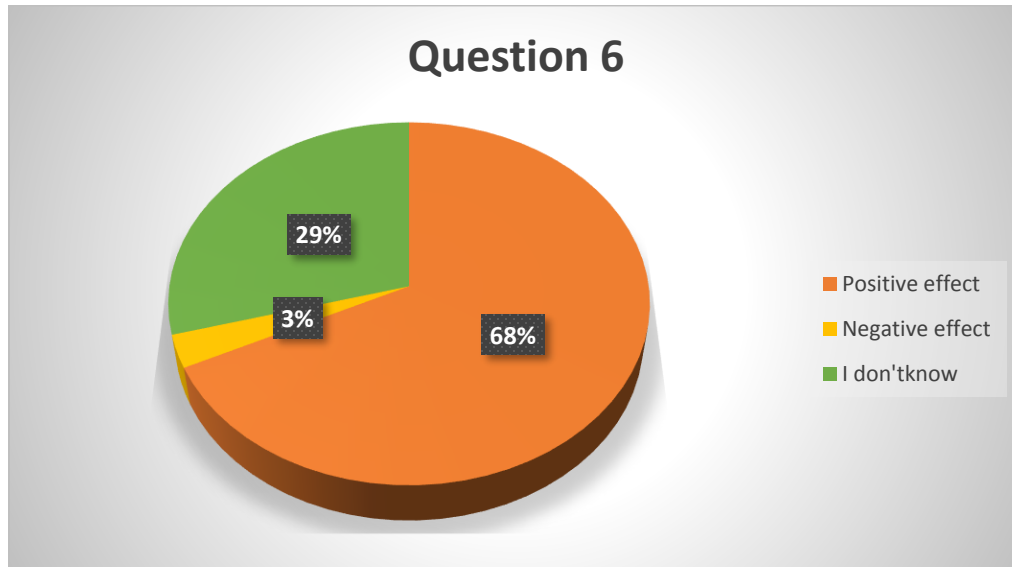
5. So far, have you attended career guidance activities? (478 RESPONSES)

- a). **Yes** – 171 (36 %)
- b). **No** – 253 (53 %)
- c). **I don't know** – 54 (11 %)



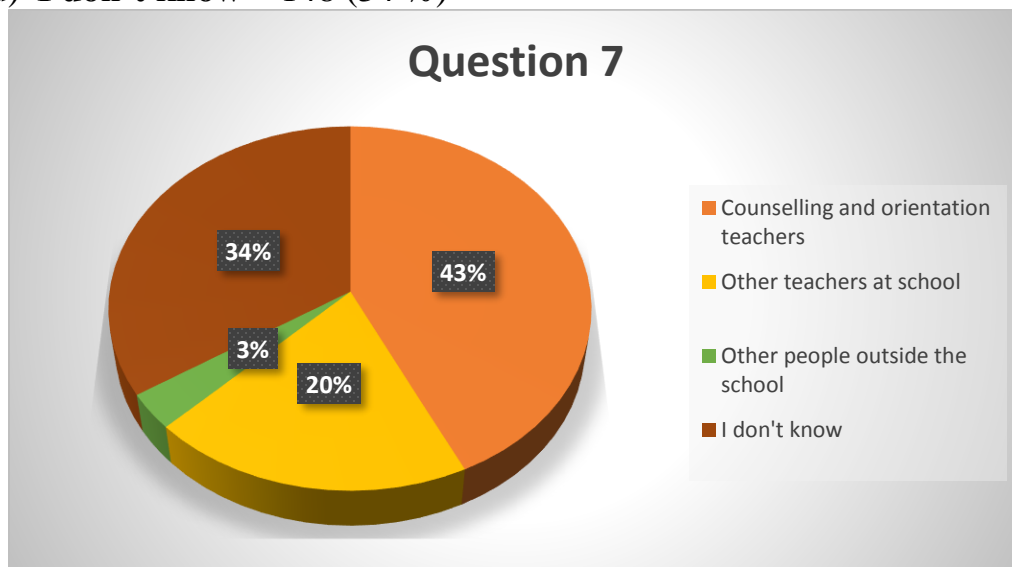
6. If your answer was *yes*, what effect did the career guidance activities have on you? (171 RESPONSES)

- a) **Positive effect** – 116 (68 %)
- b) **Negative effect** – 5 (3 %)
- c) **I don't know** – 50 (29 %)



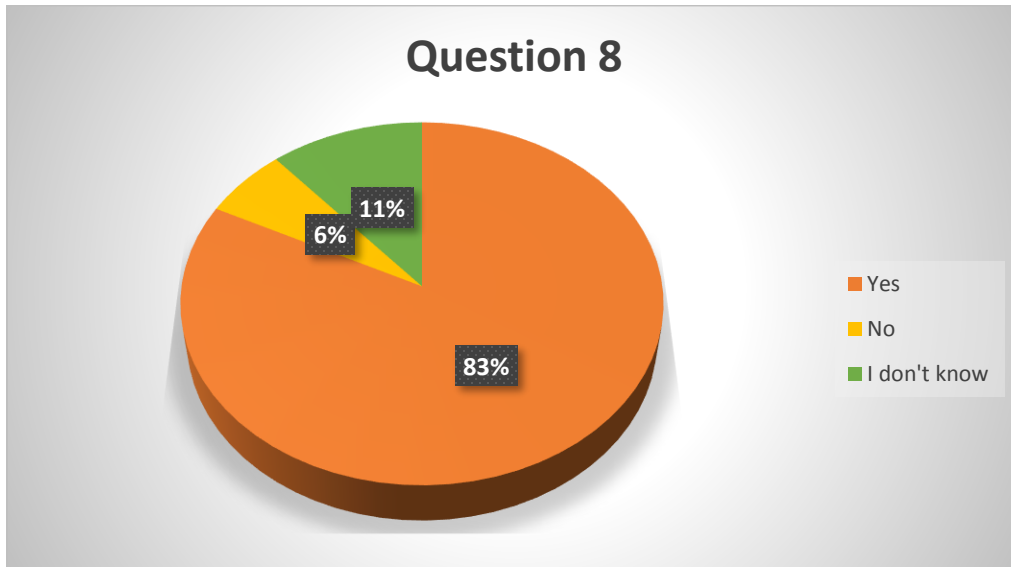
7. Who conducted the career guidance activities you took part in? (434 RESPONSES)

- a) **Counselling and orientation teacher** – 186 (43 %)
- b) **Other teachers at school** – 86 (20 %)
- c) **Other people outside the school** – 14 (3 %)
- d) **I don't know** – 148 (34 %)



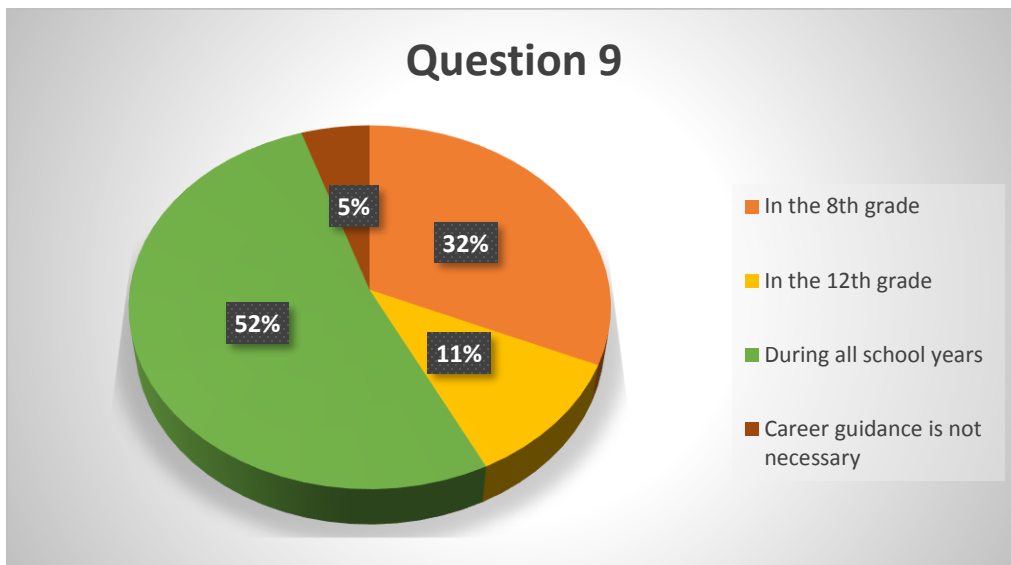
8. Do you consider that career guidance is useful and necessary for a pupil? (478 RESPONSES)

- a) **Yes** - 394 (83 %)
- b) **No** – 30 (6 %)
- c) **I don't know** – 54 (11 %)



9. Do you think career guidance is useful and necessary: (478 RESPONSES)

- a) **In the 8th grade** – 151 (32 %)
- b) **In the 12th grade** – 53 (11 %)
- c) **During all school years** – 250 (52 %)
- d) **Career guidance is not necessary** – 24 (5 %)



10. Do you think there is a relationship between your school subjects and career management? Please explain.

(478 RESPONSES)

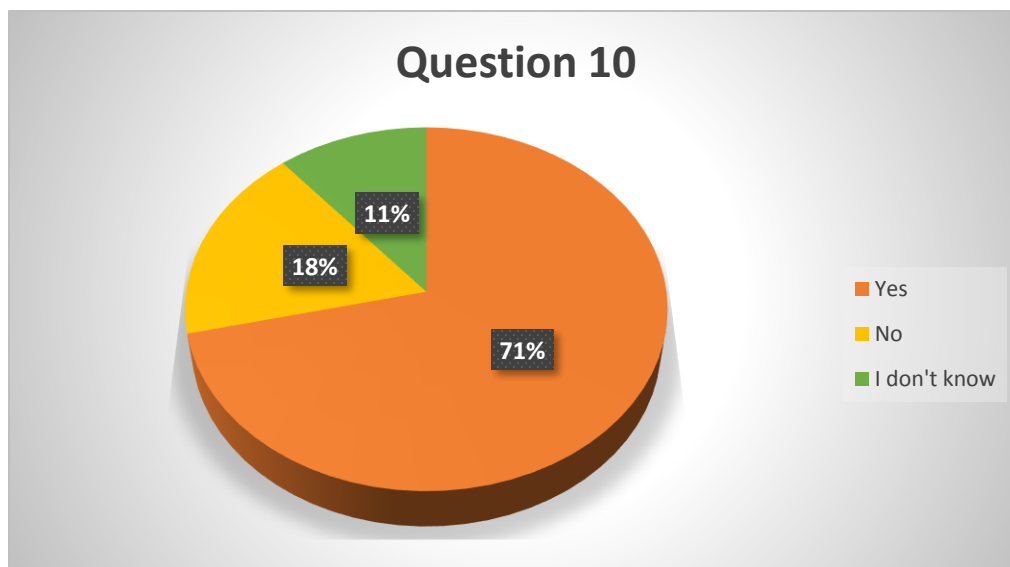
- a) **Yes** – 341 (71 %)
- b) **No** – 84 (18 %)
- c) **I don't know** – 53 (11 %)

YES:

- some subjects are very important for a successful application and for work in later jobs (how to write an application, how to communicate in a correct way- in German and in foreign language, to learn basic knowledge in Maths, Science, to learn about the laws and how to deal with contracts, to be fit);
- School subjects show us what we are good at and teach us to pick a career;
- I think career management is very important;
- Career management is important because it helps you make a career choice;
- School subjects help us see what career would be good for us;
- School subjects tells us what we are good at, so we can pick a career based on that;
- It helps me choose a career;
- It helps us see if we would be good at a particular career in the future;
- School subjects contribute to better choices for careers.

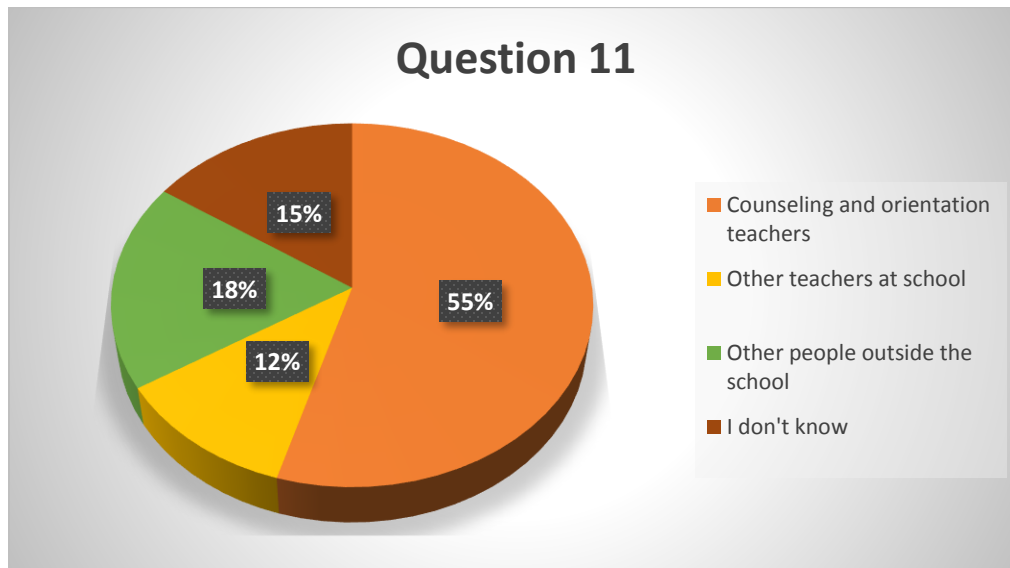
This is a ranking of the subjects, students think are most important:

- German: 76%
- Maths:47%
- English: 30%
- Economics: 30%
- Domestic Science: 28%
- Social Studies: 12%
- Science+ PE: 6% each



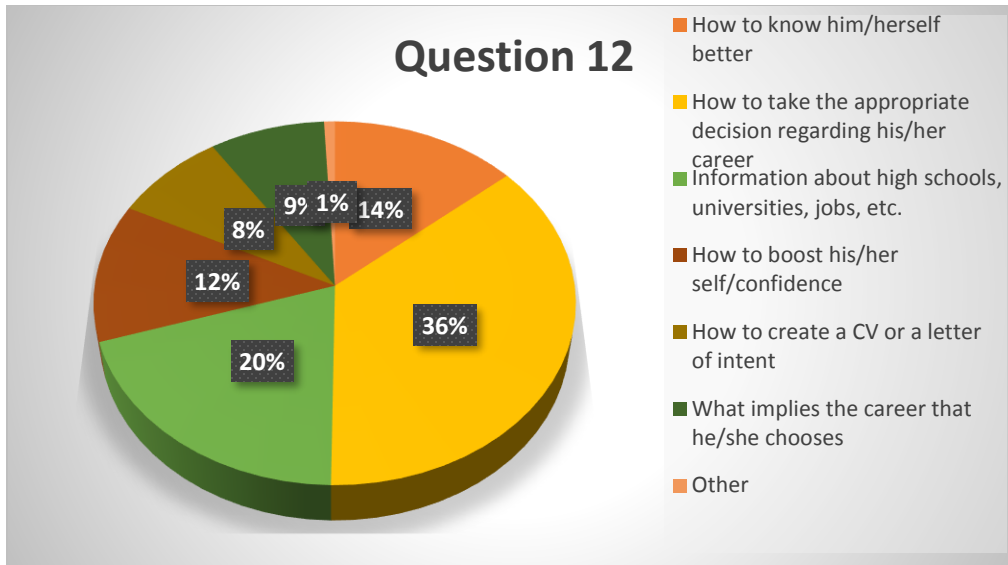
11. In your opinion, who should conduct the career guidance activity? (478 RESPONSES)

- a) **Counseling and orientation teachers** – 261 (55 %)
- b) **Other teachers at school** - 55 (12 %)
- c) **Other people outside the school** – 88 (18 %)
- d) **I don't know** – 74 (15 %)



12. Career guidance can help you with:

- a) **How to know him/herself better** – 86 (14 %)
- b) **How to take the appropriate decision regarding his/her career** - 228 (36 %)
- c) **Information about high schools, universities, jobs, etc.** – 124 (20 %)
- d) **How to boost his/her self-confidence** – 77 (12 %)
- e) **How to create a CV or a letter of intent** – 52 (8 %)
- f) **What implies the career that he/she chooses** – 10 (9 %)
- g) **Other** – 5 (1 %)



13. To what extent do you believe your expectations will be met by the project? (478 RESPONSES)

- a) **To a great extent** – 241 (50 %)
- b) **To an average extent** – 170 (36 %)
- c) **To a low extent** – 32 (7 %)
- d) **Expectations not met** – 35 (7 %)

